

XGSZ33ETH

Connection Ethernet box, Radio frequency identification XG, Modbus TCP/IP, 3 channels for XGCS smart antennas



Main

Range of product	Telemecanique Radio frequency identification XG
Product or component type	Connection Ethernet box
Device short name	XGSZ33
Number of channels	3
Communication port protocol	Modbus TCP/IP
Associated smart antenna	XGCS49 XGCS89
Electrical connection	1 male connector M12 4 pins for power supply (A coding) 3 female connectors M12 5 pins for stations XGCS (A coding) 1 connector M12 4 pins for Ethernet network (D coding)
[Us] rated supply voltage	24 V DC conforming to Protective Extra Low Voltage

Complementary

Bus conformity class	A10
Supply voltage limits	19.2...29 V DC
Maximum power consumption in W	1 W
Status LED	Ethernet network activity: 1 LED (green) Supply on: 1 LED (green) Collision detection: 1 LED (red) Fault: 1 LED (red) Diagnostics: 1 LED (yellow)
Communication service	Modbus messaging
Register words	1...123 words
Port Ethernet	10BASE-T 100BASE-TX
Transmission support medium	Ethernet cable
Transmission rate	10/100 Mbit/s
Marking	CE
Net weight	1.06 kg

Environment

Product certifications	UL
Ambient air temperature for operation	0...70 °C
Ambient air temperature for storage	-40...85 °C
Relative humidity	30...95 %
IP degree of protection	IP65
EMC filter	Class B EMC filter conforming to EN 55022 Level 3 EMC filter conforming to IEC 61000

The information provided in this documentation contains general descriptions and/or technical characteristics of the performance of the products contained herein. This documentation is not intended as a substitute for and is not to be used for determining suitability or reliability of these products for specific user applications. It is the duty of any such user or integrator to perform the appropriate and complete risk analysis, evaluation and testing of the products with respect to the relevant specific application or use thereof. Neither Schneider Electric Industries SAS nor any of its affiliates or subsidiaries shall be responsible or liable for misuse of the information contained herein.

Packing Units

Unit Type of Package 1	PCE
Number of Units in Package 1	1
Package 1 Weight	1.002 kg
Package 1 Height	6 cm
Package 1 width	24.2 cm
Package 1 Length	17.2 cm
Unit Type of Package 2	S03
Number of Units in Package 2	8
Package 2 Weight	8.45 kg
Package 2 Height	30 cm
Package 2 width	30 cm
Package 2 Length	40 cm

Offer Sustainability

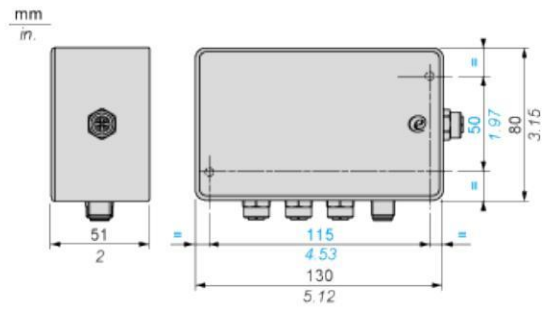
Sustainable offer status	Green Premium product
REACH Regulation	REACH Declaration
EU RoHS Directive	Pro-active compliance (Product out of EU RoHS legal scope) EU RoHS Declaration
Mercury free	Yes
RoHS exemption information	Yes
Environmental Disclosure	Product Environmental Profile
Circularity Profile	End of Life Information
California proposition 65	WARNING: This product can expose you to chemicals including: Diisononyl phthalate (DINP), which is known to the State of California to cause cancer, and Di-isodecyl phthalate (DIDP), which is known to the State of California to cause birth defects or other reproductive harm. For more information go to www.P65Warnings.ca.gov

Contractual warranty

Warranty	18 months
----------	-----------

Dimensions

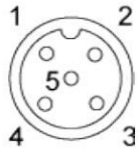
Connection Boxes



Wiring Diagram

Ethernet Connections

Socket to Smart Antenna Cabling



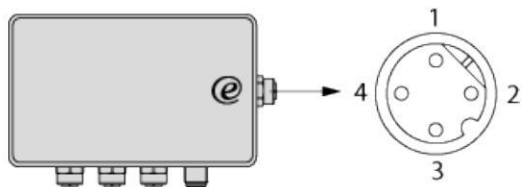
Pin no.	Signal
1	Earth
2	+ 24 VDC
3	0 V
4	D0
5	D1

Socket to Power Supply Cabling

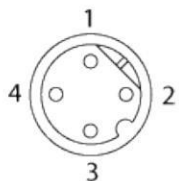


Pin no.	Signal
1	+ 24 VDC
2	+ 24 VDC
3	0 VDC
4	0 VDC

Socket to Ethernet connection



Socket to Ethernet cabling (M12 connectors)



Pin no.	Signal
1	TD+
2	TD-
3	RD+
4	RD-